



ADA Compliance Program

Clark County Facilities Transition Plan Mabry Corrections Facility

Date of Survey: October 31, 2006

Conducted by:

- Wayne Yarnall
- Jesse Magana
- Tim McVicker
- Connie Brittain
- Bud Van Cleve



Location: Sidewalk crossing driveway entrance

Item: No detectable warnings on sidewalk crossing driveway.

Requirements: Detectable Warnings

IBC- Section 1102 Definitions – Detectable Warnings – A standardized surface feature built in or applied to walking surfaces or other elements to warn visually impaired persons of hazards on a circulation path.

ANSI Code: 705.2 Standardization – Detectable warning surfaces shall be standard within a building, facility, site or complex of buildings

ANSI 705.5 Truncated Domes – Detectable warning surfaces shall have truncated domes complying with Section 705.5

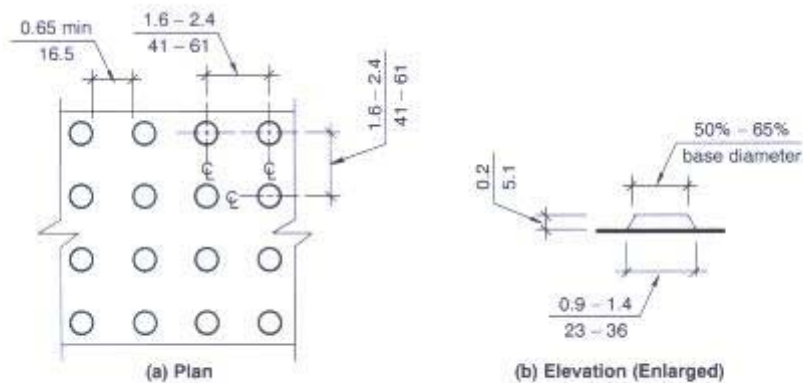


Fig. 705.5
Truncated Dome Size and Spacing



Location: North Entrance of North Portable

Item: Signage – North entrance is inaccessible. Signage is required with directions to nearest accessible entrance to the east.

Requirements: Signage Required

IBC 1110.1 - Signs Required





Accessible elements shall be identified by the International Symbol of Accessibility at the following locations:

Accessible entrances where not all entrances are accessible.

IBC 1110.2 - Directional Signage

Directional signage indicating the route to the nearest like accessible element shall be provided at the following locations. These directional signs shall include the International Symbol of Accessibility:

Inaccessible building entrances

	<p>Sign Sample: Signs must meet ANSI Chapter 7 Communication Elements and Features</p>
	<p>Location: Parking Lot Item: Van Accessible Parking And Access Aisles Requirement: Van Accessible Parking – One Van Space Required IBC 1106.5 Van Spaces – For every six or fraction of six accessible spaces, at least one shall be a van accessible space. There are no van accessible spaces on the south side of the Franklin Building. Access aisle and signage requirement must also be met. ANSI 502.2 Vehicle Space Size – Car parking spaces shall be 96 inches minimum in width. Van parking spaces shall be 132 inches minimum in width. Exception: Van parking spaces shall be permitted to be 96 inches minimum in width where the adjacent access aisle is 96 inches minimum in width. Note: Van accessible parking stalls must have an additional sign mounted below or as part of the overall sign that identifies the space as “van accessible”. Note: There are 32 parking spaces at the Mabry facility. Therefore, at least two of the spaces must be accessible and must be van accessible. Signage: One of the sign depicted in the photo is not a Washington State parking sign.</p>
	<p>Location: Entrances into north and south portables Item: Visual Clearance Recommendation: Install windows on north and south portable entrances that are low enough so the individuals in wheelchairs can be clearly seen by someone on the opposite side of the door. There is the possibility that the door could be opened striking the disabled person.</p>
	<p>Location: Entrances into north and south portables Item: Floor ramp extension The floor ramps of the north and south portable entrances should be extended the full length of the door opening. Individuals in wheelchairs must often approach doors via a side approach and the lip of the ramp creates an obstacle.</p>
	<p>Location: Waiting area of north portable. Item: Wheelchair Space Chairs should be positioned or removed to allow adequate room for at least one wheel chair.</p>



Location: North Portable Public Access Restroom

Item: Floor Maneuvering Space

The restroom should not be utilized as a storage area for waste disposal containers or other items as it obstructs passage for individuals in mobility devices.



Location: North Portable Public Access Restroom

Item: Floor Maneuvering Space

The large metal storage cabinet should be removed from the restroom. The cabinet obstructs maneuvering space for individuals in mobility devices when trying to open the restroom door from the inside.



Location: North Portable Public Access Restroom

Item: Floor Maneuvering Space

The restroom should not be utilized as a storage area as it obstructs passage for individuals in mobility devices. In this case, the box under the sink would interfere with an individual in a wheelchair trying to access the sink.



Location: North Portable Public Access Restroom

Item: Toilet Seat Height

ANSI 604.4 Height – The height of water closets seats shall be 17 inches minimum and 19 inches maximum above the floor.

The height of the toilet seat in the restroom is 15 inches. It must be elevated a minimum of 2 inches to a maximum of 4 inches.



Location: Entrance to Public Restroom

Item: Signage - Accessible Restroom - The restroom has no signage. – Signage must be provided that shows the restroom to be accessible and unisex.

ANSI 703 Signs – Please refer to ANSI standards for complete sign requirements

ANSI – 703.3.11 Location – Where a tactile sign is provided at a door, the sign shall be alongside the door at the latch side.

ANSI – 703.3.10 – Height Above Floor – Tactile characters shall be 48 inches minimum above the floor, measured to the baseline of the lowest tactile character and 60 inches maximum above the floor, measured to the baseline of the highest tactile character.



Location: Break Building

Item: Ramp into Doorway Required – Restroom Signage

Signage: Restroom is not accessible to persons in wheelchairs or other mobility devices. Signage needs to be placed on the exterior door indicating the restroom is not accessible with directions to the nearest accessible restroom (North Portable)

See ANSI Section 405 - Ramps